

# Technical Specifications

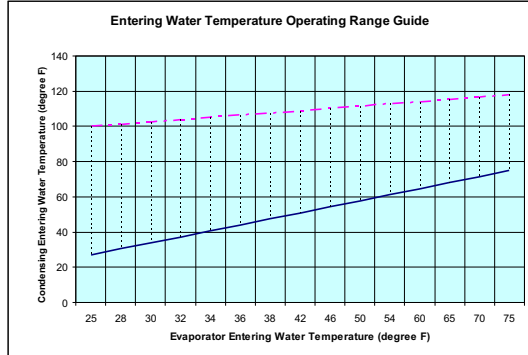
Geoflex Models 024, 030, 036, 042, 048, 060, 070  
Water/Liquid to Water/Liquid - 410A

Pipe Connections		
All Two Step Models	Geothermal Loop or Open Well (in. mnpt)	1"
	Internal DHW Pump (in. mnpt)	1"
	Internal DS/PHW Pump (in. mnpt)	3/4"
	Cond. Line Out (in. mnpt)	3/4"
	Optional Manual Passive Cooling (in. mnpt)	3/4"
	Optional Manual Hydronic Back-up (in. mnpt)	3/4"

**Notes:** Specialized pumps can change pipe connection sizing!  
Piping positions can vary, depending on options

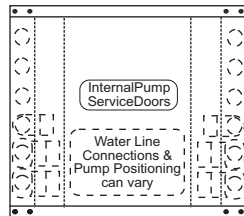
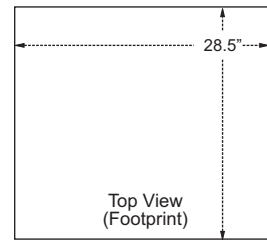
Standard Features	Geoflex Systems
Low Noise Package	1" acoustical insulation & all internal refrigeration lines are fully insulated to reduce noise potential.
Electronic Diagnostics	On board fault Diagnostics
Service & Maintenance	Service Doors Surround System
Service Switches	Independent, Low & High Pressure & Low Flow c/w HP & LP Memory
Free Service	Bi-flow Filter/Drier & Moisture Indicating Sight Glass
Evaporator Construction	All Evaporator Coils are Insulated to avoid Condensation Rusting
Field Adaption	All Geoflex Systems are designed to offer maximum field adaptability

Available Options
All Pumps can be Built-in, pre-wired, pre-fused & pre-controlled
Partial Hot Water(s) c/w Internal Pump & High Limit Switch
Demand Hot Water(s) c/w Internal Pump
10, 15, 20K Electric / Hydronic back-up/emergency available
Flexible Orientation, air discharge, water connections
Diagnostic LED Function Light Array
K-Type ThermoProbes for simpler in field diagnostics
Automated First Stage or Manual Passive Cooling Built-in
Cupronickel and Double Wall Vented Coils for specialized apps.

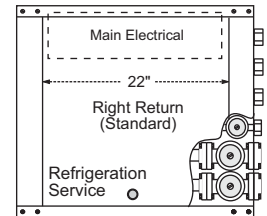
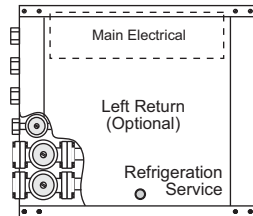
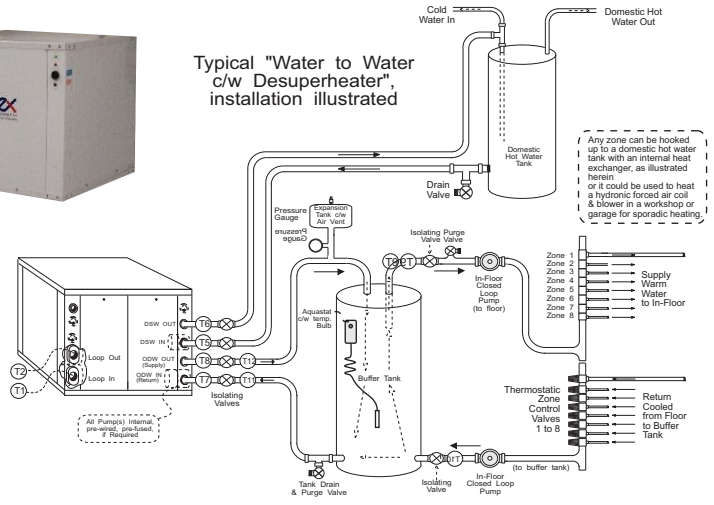


Geoflex Heat Pumps are designed within a modularized format to offer optimal configuration capabilities with consideration to efficiency, functionality, service & field adaption opportunities.

Geoflex Systems are "fully run tested", prior to shipping! The Geoflex advanced line of Residential and Commercial Geothermal Heat Pumps have been 3rd party sample tested by ETL, as a part of the ARI certification program. Geoflex Geothermal products are rated in accordance with ISO 13256-1.



Typical "Water to Water c/w Desuperheater", installation illustrated



Geoflex Single Step Vertical Physical Data					
Model	Height (inches)	Unit Only Weight (lbs.)	Int Pumps Weight (lbs.)	Int Pumps & DHW Weight	Est. Base Shipping Weight
024	24.5"	225	249	279	279
030	24.5"	245	269	299	299
036	24.5"	265	289	319	319
042	24.5"	285	309	339	339
048	24.5"	305	329	359	359
060	24.5"	325	349	379	379
070	24.5"	350	374	404	404

**Notes:** Footprint is 28.5" X 28.5" on systems, herein  
Weights can vary, based on options  
Units must be placed on Anti-vibration Pad

Geoflex 410A Single Step Electrical Data															
Model	Voltage Code	Voltage	Min/Max Voltage	Compressor			HWG Pump FLA	Ex/Int Loop Pump(s) FLA	Ex/Int Product Pump FLA	Total Unit FLA	Min Circuit Amps	Max Fuse/HACR	Supply Wire		
				RLA	LRA	LRA*							Min AWG	Max Ft (M)	
024	A	208-230/60/1	197/254	13.5	58.3	20.5	0.41	0.9	0.9	15.7	24.5	30	12	83 (25.3)	
030	A	208-230/60/1	197/254	12.8	64.0	22.5	0.41	0.9	0.9	15.0	23.4	30	12	88 (26.8)	
036	A	208-230/60/1	197/254	14.1	77.0	27.0	0.41	1.8	0.9	17.2	26.8	35	12	77 (23.5)	
042	A	208-230/60/1	197/254	17.9	112.0	39.3	0.41	1.8	0.9	21.0	32.8	40	12	66 (20.1)	
048	A	208-230/60/1	197/254	19.9	109.0	38.2	0.41	1.8	0.9	23.0	35.9	50	10	95 (29.0)	
060	A	208-230/60/1	197/254	26.4	134.0	47.0	0.41	1.8	0.9	29.5	46.0	50	10	74 (22.6)	
070	A	208-230/60/1	197/254	30.1	158.0	55.4	0.41	1.8	1.8	34.1	53.2	60	8	97 (29.6)	

**Notes:** LRA\* with optional Secure Start installed (208-230/60/1)  
HACR circuit breaker in USA only All fuses Class RK-5

Wire length based on, 230V & one way 1.5% voltage drop  
Wire size based on 60°C copper conductor & MCA

Geoflex 410A Single Step Performance Data															
Model	Full/Part Cap.	Building Closed Loop				Ground Open Well "Water" Loop				Ground Closed Loop				Flow	
		Cooling		Heating		Cooling		Heating		Cooling		Heating			
		Indoor 53.6°F		Indoor 104.0°F		Indoor 53.6°F		Indoor 104.0°F		Indoor 53.6°F		Indoor 104.0°F			
		Outdoor 86.0°F		Outdoor 68.0°F		Outdoor 59.0°F		Outdoor 50.0°F		Outdoor 77.0°F		Outdoor 32.0°F			
		Capacity Btuh	EER Btuh/W	Capacity Btuh	COP Btuh/Btuh	Capacity Btuh	EER Btuh/W	Capacity Btuh	COP Btuh/Btuh	Capacity Btuh	EER Btuh/W	Capacity Btuh	COP Btuh/Btuh	Indoor Load gpm	Outdoor Source gpm
024	Full	20,786	14.4	29,469	4.7	23,018	23.4	24,191	3.9	21,602	16.9	19,538	3.1	6.0	6.0
030	Full	25,361	14.9	35,844	4.9	28,084	23.4	29,174	4.0	26,337	17.3	23,238	3.1	7.5	7.5
036	Full	29,750	14.6	42,198	4.8	32,920	23.6	34,527	3.9	30,901	17.1	27,955	3.1	9.0	9.0
042	Full	34,430	13.7	49,295	4.5	38,116	21.4	40,435	3.7	35,810	16.3	32,727	3.1	10.5	10.5
048	Full	38,135	13.5	54,830	4.4	42,430	21.5	44,923	3.7	39,729	16.1	36,149	3.1	12.0	12.0
060	Full	51,635	14.1	73,708	4.6	57,076	22.3	60,593	3.8	53,598	16.4	49,197	3.1	15.0	15.0
070	Full	56,173	13.6	80,993	4.5	61,746	21.4	65,831	3.7	58,364	16.1	52,198	3.1	17.5	17.5

**NOTES:** Heating capacities based upon 104°F entering load indoor water temperature  
Cooling capacities based upon 53.6°F entering load indoor water temperature  
AHRI Certified in accordance with AHRI/ISO 13256-2

Ground Loop Heat Pump ratings based on 15% antifreeze solution  
All ratings based upon operation at lower voltage of dual voltage rated models  
Energy Star Listed



Geoflex Heat Pumps are QPS Approved  
GF-SD-SC-WW-R410A-11-07-11-SS  
all rights reserved©Geoflex Systems Inc. 2009  
Due to ongoing research and development Geoflex reserves the right to change or alter specifications and configurations without notice!

**Main Plant/Office:**  
517 McCormick Blvd., London, Ontario N5W 4C8  
Phone: 519.488.1653 Fax: 519.913.1259  
Email: plant@geoflexsystems.com

**Administration Office:**  
#1, 301 Pakwa Pl., Saskatoon, SK, S7L 6A3  
Phone: 306.668.0090 Fax: 306.668.0049  
Email: admin@geoflexsystems.com

www.geoflexsystems.com