

Technical Specifications

Geoflex Models 026, 038, 049, 064, 072, Two Step Water/Liquid to Air - 410A - Down Discharge

Pipe Connections		
All Two Step Models	Geothermal Loop or Open Well (in. mnpt)	1"
	Internal DHW Pump (in. mnpt)	1"
	Internal DS/PHW Pump (in. mnpt)	3/4"
	Cond. Line Out (in. mnpt)	3/4"
	Optional Manual Passive Cooling (in. mnpt)	3/4"
	Optional Manual Hydronic Back-up (in. mnpt)	3/4"

Notes: Specialized pumps can change pipe connection sizing!
Piping positions can vary, depending on options

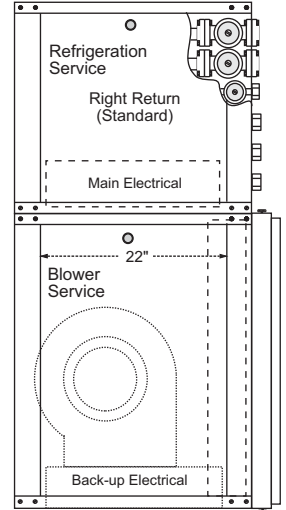
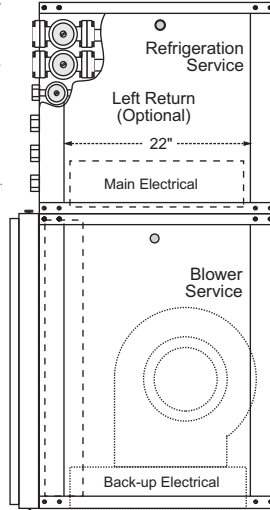
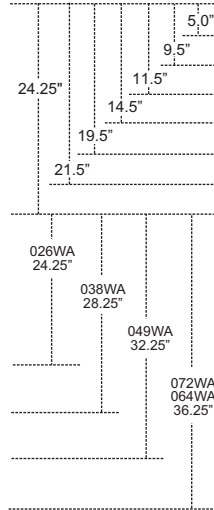
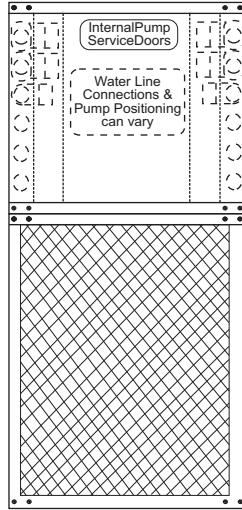
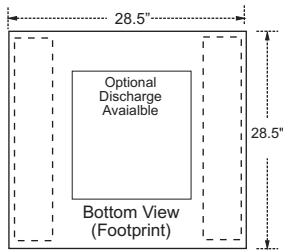
Standard Features	Geoflex Systems
Low Noise Package	1" acoustical insulation & all internal refrigeration lines are fully insulated to reduce noise potential.
Electronic Diagnostics	On board fault Diagnostics
Service & Maintenance	Service Doors Surround System
Service Switches	Independent, Low & High Pressure & Low Flow c/w HP & LP Memory
Freon Service	Bi-flow Filter/Drier & Moisture Indicating Sight Glass
Evaporator Construction	All Evaporator Coils are Insulated to avoid Condensation/Rusting
Field Adaption	All Geoflex Systems are designed to offer maximum field adaptability

Available Options
All Pumps can be Built-in, pre-wired, pre-fused & pre-controlled
Partial Hot Water(s) c/w Internal Pump & High Limit Switch
Demand Hot Water(s) c/w Internal Pump
10, 15, 20K / Hydronic back-up/emergency available
Flexible Orientation, air discharge, water connections
Diagnostic LED Function Light Array
K-Type ThermoProbes for simpler in field diagnostics
Automated First Stage or Manual Passive Cooling Built-in
Cupronickel and Double Wall Vented Coils for specialized apps.

All Geoflex Heat Pumps are designed within a modularized format to offer optimal configuration capabilities with consideration to efficiency, functionality, service & field adaption opportunities.



* Geoflex Heat Pumps are CSA Approved



Geoflex Two Step Physical Data					
Model	Height (inches)	Filter Size (Inches)	Forced Air Only Weight (lbs.)	Forced Air & DHW Weight (lbs.)	Est. Base Shipping Weight (lbs.)
26	48.5"	25"X24"	250	305	330
38	52.5"	25"X28"	280	340	365
49	56.5"	25"X32"	300	370	405
64	60.5"	25"X36"	330	410	445
72	60.5"	25"X36"	350	440	475

Notes: Footprint is 28.5" X 28.5" on systems, herein
Filter Rack for a 1" or 2" Filter is Optional
A 2" Pleated Filter is Recommended
Weights can vary, based on options
Units must be placed on Anti-vibration Pad
Add 30 lbs for desuperheater Option
Add 25 lbs for shipping weights

Geoflex 410A Two Step Electrical Data												
Model	Fan Motor Type	Compressor			HWG Pump FLA	Ext Loop Pump FLA	Fan Motor FLA	Total Unit FLA	Min Circuit Amps	Max Fuse/HACR	Supply Wire	
		RLA	LRA	LRA*							Min AWG	Max Ft (M)
26	ECM	10.2	52	18.2	0.4	0.9	3.9	15.4	17.5	25/30	10	83 (25.2)
	PSC	10.2	52	18.2	0.4	0.9	2.5	14.0	15.9	25/30	10	88 (27.0)
38	ECM	16.7	82	28.8	0.4	1.8	3.9	22.8	26.5	35/40	10	53 (16.1)
	PSC	16.7	82	28.8	0.4	1.8	2.5	21.4	24.9	35/40	10	60 (18.2)
49	ECM	21.1	96	33.7	0.4	1.8	3.9	27.2	31.7	40	8	69 (21.1)
	PSC	21.2	96	33.7	0.4	1.8	3.6	27.0	31.5	40	8	72 (22.0)
64	ECM	25.6	118	41.4	0.4	1.8	6.9	34.7	40.6	50	6	58 (17.6)
	PSC	25.6	118	41.4	0.4	1.8	4.6	32.4	37.9	50	6	63 (19.1)
72	ECM	27.2	150	52.6	0.4	2.7	6.9	37.2	43.6	60	6	87 (26.4)
	PSC	27.2	150	52.6	0.4	2.7	5.3	35.6	41.8	60	6	90 (27.6)

Notes: Rated Voltage of 208-230/60/1 Min/Max Voltage of 197/254
HACR circuit breaker in USA only All fuses Class RK-5
LRA* with optional Secure Start installed (208-230/60/1) Wire length based on, 230V & one way 1.5% voltage drop
Wire size based on 60°C copper conductor & MCA

Geoflex 410A Two Step Performance Data																
Model	Fan Motor Type	Full/Part Cap.	Building Closed Loop				Ground Open Well "Water" Loop				Ground Closed Loop				Flow	
			Cooling 86 F		Heating 68F		Cooling 59 F		Heating 50F		Cooling Full Load 77F		Heating Part Load 41F			
			Capacity Btuh	EER Btuh/W	Capacity Btuh	COP	Capacity Btuh	EER Btuh/W	Capacity Btuh	COP	Capacity Btuh	EER Btuh/W	Capacity Btuh	COP		
26	ECM	Full	25,650	16.0	30,900	5.4	28,950	24.3	25,500	4.9	26,900	18.6	19,650	4.1	8	950
	ECM	Part	19,450	18.5	22,500	6.2	22,100	31.0	18,350	5.3	21,400	26.4	16,350	4.7	7	750
	PSC	Full	24,903	15.6	31,827	5.3	28,107	23.8	26,265	4.8	26,117	18.2	20,240	4.0	8	950
	PSC	Part	18,883	18.1	23,175	6.1	21,456	30.4	18,901	5.1	20,777	25.9	16,841	4.6	7	750
38	ECM	Full	37,600	16.4	43,500	5.4	40,300	23.6	35,750	4.9	39,200	19.2	28,000	4.1	9	1250
	ECM	Part	27,100	19.3	30,550	6.4	30,350	31.8	24,800	5.3	29,500	28.5	22,200	4.8	8	1050
	PSC	Full	36,505	16.1	44,805	5.3	39,126	23.1	36,823	4.8	38,058	18.8	28,840	4.0	9	1250
	PSC	Part	26,311	18.9	31,467	6.3	29,466	31.2	25,544	5.1	28,641	27.9	22,866	4.7	8	1050
49	ECM	Full	48,350	15.8	58,650	5.2	53,900	22.6	47,750	4.7	50,300	18.0	37,450	4.1	12	1550
	ECM	Part	36,000	18.1	43,100	6.2	39,250	28.5	34,700	5.2	39,150	25.0	31,100	4.7	11	1300
	PSC	Full	46,942	15.4	60,410	5.0	52,330	22.2	49,183	4.6	48,835	17.6	38,574	4.0	12	1550
	PSC	Part	34,951	17.7	44,393	6.0	38,107	27.9	35,741	5.0	38,010	24.5	32,033	4.6	11	1300
64	ECM	Full	63,000	15.6	72,400	5.1	69,650	22.4	58,200	4.5	66,200	17.8	46,900	3.9	16	1900
	ECM	Part	45,950	17.9	51,300	5.8	51,700	29.5	40,700	4.8	50,450	25.5	36,750	4.3	14	1600
	PSC	Full	61,165	15.3	74,572	5.0	67,621	21.9	59,946	4.4	64,272	17.4	48,307	3.8	16	1900
	PSC	Part	44,612	17.5	52,839	5.6	50,194	28.9	41,921	4.7	48,981	25.0	37,853	4.2	14	1600
72	ECM	Full	69,850	14.6	87,650	5.0	78,500	21.1	69,050	4.4	72,600	17.2	54,100	3.7	18	2050
	ECM	Part	53,400	16.3	64,300	5.3	61,000	25.3	51,350	4.5	58,250	22.3	45,200	4.1	16	1700
	PSC	Full	67,816	14.3	90,280	4.9	76,214	22.0	71,122	4.3	70,485	17.1	55,723	3.6	18	2050
	PSC	Part	51,845	16.0	66,229	5.1	59,223	24.8	52,891	4.4	56,553	21.8	46,556	4.0	16	1700

NOTES: Heating capacities based upon 68°F DB, 59°F WB entering air temperature Ground Loop Heat Pump ratings based on 15% antifreeze solution
Cooling capacities based upon 80.6°F DB, 66.2°F WB entering air temperature All ratings based upon operation at lower voltage of dual voltage rated models

www.geoflexsystems.com



GF-SD-DD-WA-R410A-11-07-11-TS
all rights reserved ©2006 geoflex systems inc.
Due to ongoing research and development Geoflex reserves the right to change or alter specifications and configurations without notice!

Plant Office:
517 McCormick Blvd., London, Ontario N5W 4C8
Phone: 519.488.1653 Fax: 519.913.1259
Email: plant@geoflexsystems.com

Administration Office:
#1, 301 Pakwa Pl., Saskatoon, SK, S7L 6A3
Phone: 306.668.0090 Fax: 306.668.0049
Email: admin@geoflexsystems.com